

AMERICAN VILLAGE :


#16

Step by step



JUNGLE





Contents

- 1 August
- 2 Craft vocabulary
- 3 You will need
- 4 - 8 Tutorial
- 9 There you go
- 10 Next Month

AUGUST

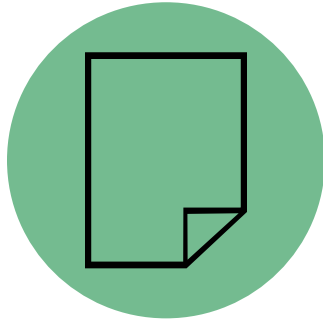


CRAFT

VOCABULARY



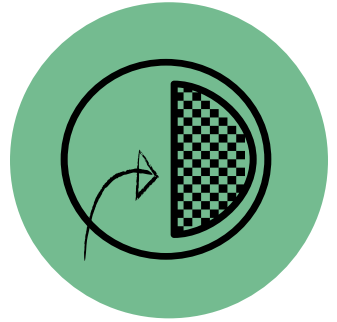
snake



sheet



stapler



half



head



body



tail



triangle



tongue



You will need :

green paper (3 sheets)

yellow paper (2 sheets)

red paper (1 sheet)

a dedicated assistant



stappler

scissors

googly eyes

Glue



Retrouvez-nous sur : www.americanvillage.fr









Step 1 : Make the body of your snake




Take a sheet of green paper. Fold it in half and then in half again.



Unfold it and cut along the lines. Repeat the process with one more sheet of green paper and the two remaining sheets of yellow paper. Don't forget to set aside the last sheet of green paper for later on!




Cut all your strips in half, leaving you with 8 strips of paper of each color.




Fold a green strip of paper around and staple it.






Loop a yellow strip through the hoop of the green one and staple it to start a chain.




Repeat the process till all the strips of paper have been used.





Step 2 : Make the head, the tail and the tongue of your snake



In your last sheet of green paper, draw on one large triangle and one small triangle. Then, cut them out




Glue the large triangle onto the end of your chain for the snake's head.




Glue the small one onto the other end to create its tail.





Glue googly eyes onto the head.
(If you don't have googly eyes, you can draw the eyes on using a black pen).



Finally, with the red paper, cut out the
snake's tongue, before gluing on the tongue.

You can do any size and shape you like.

Be creative!



There you go !

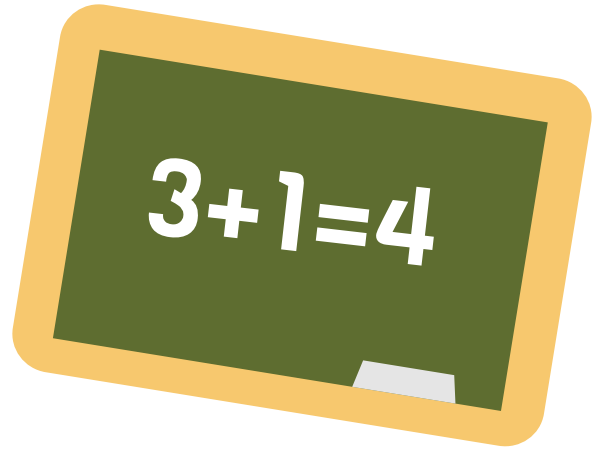


NEXT MONTH



School

September is the month we go back to **school**. Learn all about the vocabulary that we use everyday in class.





American Village